

Welcome



Key Dates



Mock Exams (Round 1)

w/c Monday 23rd October 2023

Parents Evening

Wednesday 10th January 2024

GCSE Exams

w/c Monday 7th May 2024- GCSE exams start

Wednesday 26th June 2024- Last day students need to be able for exams!

Prom

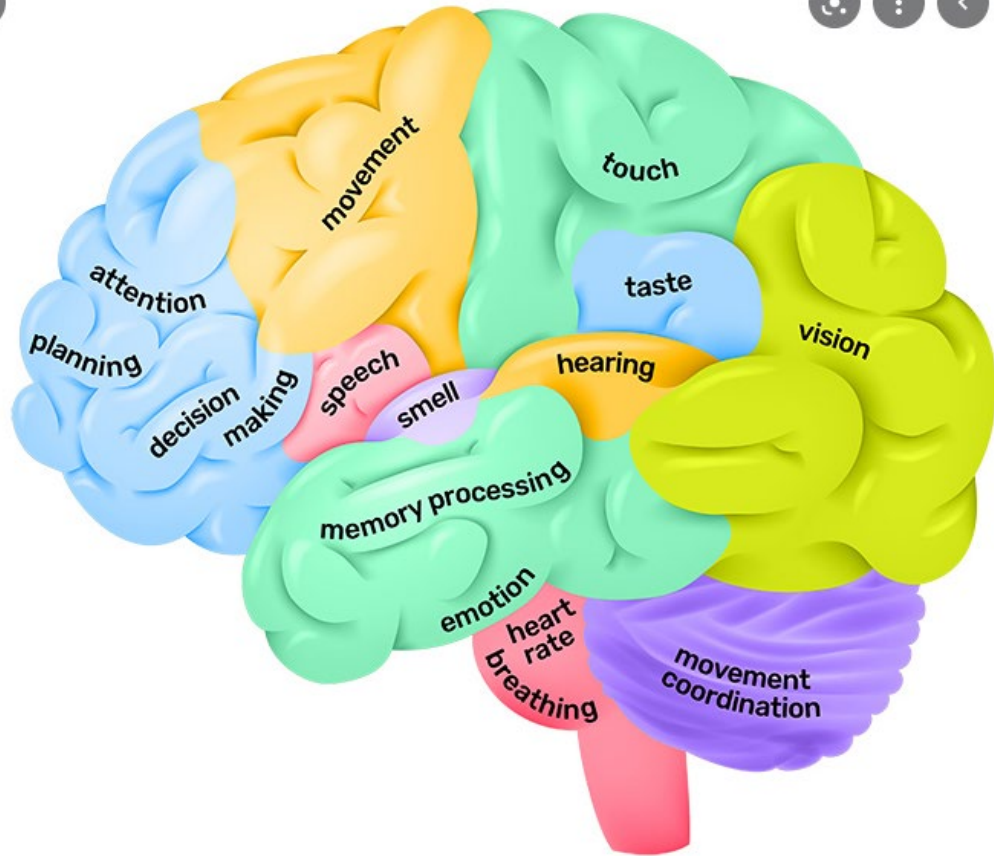
Friday 12th July 2024

Foundation of Success



- Be here
- Be on time
- Have a positive, focused and determined attitude in class

The Brain



- The conditions have to be right for the brain to work properly.
- Managing emotions effectively will help with memory processing
- The importance of sleep!

Be Prepared



1. Limit Distractions

However organised you are and whatever revision you plan to do, your phone or laptop can be your worst enemy. Put everything on silent, leave them downstairs or in a different room.

Don't be tempted to use the excuse that you are using your phone to look up facts or to translate.

Limiting distractions is essential if you are going to be successful in your revision.



Be Prepared



It's important that you find a quiet, comfortable and light space to revise in. If you're lucky enough to have this at home then try to keep it free from clutter and make sure it's organised. Alternatively, you could use a library or school facilities at break and lunch.

Be Prepared



3. Be Prepared



Before you start to revise it is really important that you have everything you need. Make sure that you have all the files, pens, pencils, cue cards, post-its and highlighters that you will need to be organised in your revision.

Make a checklist like the one below for all your subjects

Subject	Exam board	Exercise books Y10/11	Revision guide	Past Papers	Online resources
English	Eduqas	✓	x	✓	
French					Quizlet.com

It is useful to have the exam board so you can look on their website for past papers, buy the correct revision guide or even to make sure you are learning the correct topics from websites like BBC Bitesize.

Be Organised



A revision timetable helps you organise your revision so you can cover all the topics before your exams. You can use paper or create one online: <https://getrevising.co.uk/planner>.

During the school day you can add sessions to **lunchtimes and intervention after school**. It is really important that you don't overload it with school work and revision.

Block out some time for your friends, family and leisure/sporting activities you take part in on a regular basis.



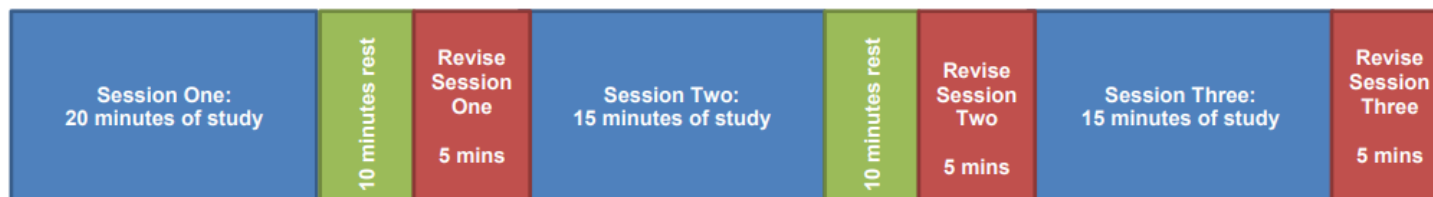
On weekends and the holidays set your alarm early and revise for a few hours before you go out.

Revision Timetable.....



Organising Study Time

Pupils should study in short manageable blocks and build in opportunities to repeat key information. The following format can be adapted based on individual preference.



Writing a revision timetable

1. Firstly, look at the big picture on a calendar: When are controlled assessment/coursework deadlines? When are the exams?
2. Block out time for things that need to be done e.g. school, part-time jobs etc.
3. Fill the revision timetable with specific activities to avoid procrastination later e.g. instead of "Maths" write "Maths - non-calculator past paper". Instead of "German" write "German – speaking (conversation questions) practice".
4. Divide revision time as appropriate. Subjects that (for you) require more work need more time on your timetable.
5. Change your revision timetable regularly to reflect the progress that has been made and, later on, the order of the exams.

Most importantly:

Start early - research indicates this is one of the most important factors in effective revision

Be realistic - set goals that you know you can meet

Stick to it - self-discipline and routine are key factors in revision success

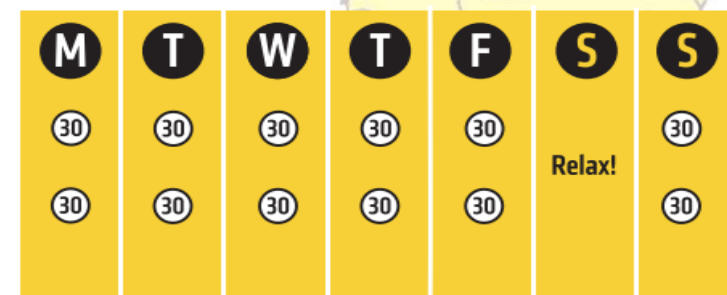
"The main thing is to keep the main thing the main thing"

Stephen R Covey

Let's say you have a test one week and you have 5 hours to prepare for it broken down into 30 minute chunks. Very often that process looks like this.



Instead of mass practice, a much more effective way of revising is to space out your revision like this:



By breaking up your revision into 30 minute chunks and spacing out the time between revision, you will consolidate what you have learned and retain the material much more effectively.

How to remember.....



Typical Forgetting Curve for Newly Learned Information



For example, instead of organising your revision week like this:

M	T	W	T	F
MACBETH	AN INSPECTOR CALLS	CREATIVE WRITING	UNSEEN POETRY	JEKYLL AND HYDE
MACBETH	AN INSPECTOR CALLS	CREATIVE WRITING	UNSEEN POETRY	JEKYLL AND HYDE
MACBETH	AN INSPECTOR CALLS	CREATIVE WRITING	UNSEEN POETRY	JEKYLL AND HYDE

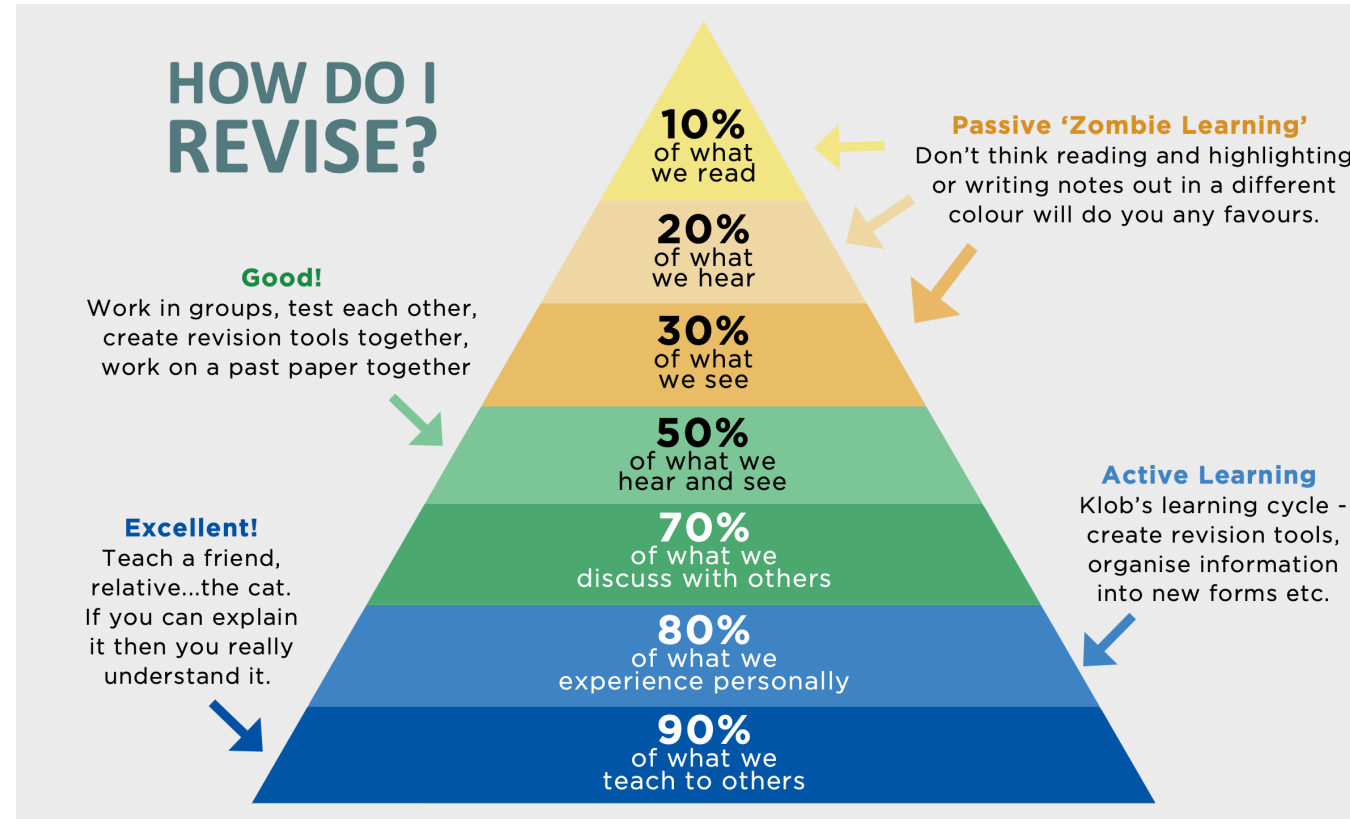
A much more effective way of organising your revision would be like this:

M	T	W	T	F
MACBETH	UNSEEN POETRY	AN INSPECTOR CALLS	JEKYLL AND HYDE	CREATIVE WRITING
AN INSPECTOR CALLS	JEKYLL AND HYDE	CREATIVE WRITING	MACBETH	UNSEEN POETRY
CREATIVE WRITING	MACBETH	UNSEEN POETRY	AN INSPECTOR CALLS	JEKYLL AND HYDE

Revision Strategies



Choose what works best for you.....



Mock Exams



Once your child has completed their first round of Mock Exams, the following will happen:

- 1. Progress Director-** Analyse data for all students across all subjects
- 2. Student-** Analyse their results and rank order them (distance from target)
- 3. Parent-** Parent will be informed of their results, and their child's Lesson 6 Timetable

Lesson 6s



Year 11 Lesson 6 Timetable

Monday	Tuesday	Wellbeing Wednesday (Night Off)	Thursday	Friday
Science AMU- 1S1 GCV- 1S2 HBR- 1S3 MFU- 1S4 LWK- 2S3 EJO- 2S4	Maths NKL- 2M1 JBO- 2M2 CJA- 2M3 AMO- 2M4 MBE- 2M5		History JNA- 1H4 ACL- 1H5 KCR- 2H1	French (8.00am) PSY- 1ML3
Sport (See Sport Teacher)	English (See English Teacher)		Geography (See Geography Teacher)	Sociology GRU- 2SS3
Health and Social RAN- 2S1			Art PMI- 2A1 ALO- 2A2	
Acting MAN- DS			Business CAS- 2BS1	
Graphics KRO- DT2			Childcare DHA- DT3	
			Computing KYE- 2IT1	
			Dance COT- AS	
			Engineering RAL- DT1	
			Food DHA- DT3 NST- DT4	
			Music JWA- MR1	
			Philosophy and Ethics MSY- 2SS1	
			Psychology KAR- 2IT3	
			Sociology ACA- 2SS2	
			Spanish BHO- 1ML4	

Essentially:

*Monday- Science

Tuesday- Maths/English

Thursday- EBACC and Option Subjects

*On a Monday, we also have Sport, Health and Social Care, Acting and Graphics

*On a Friday, we have French (PSY) and Sociology (GRU)

Expectation is a minimum of two sessions a week

Subject Specific Highlights



Science



Homework is due on a Monday. Every week.
Pupils in Y11 will get 10 Biology, 10 Chemistry & 10 Physics questions. All must be attempted.

Students must get a minimum of 40%.
A lower score means you will need to retake the quiz. To help pupils embed the key concepts into long term memory

If you need support, help is available in 256 Monday after school from 3.05pm

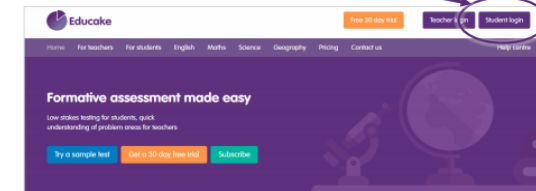
Rationale behind Educake homework

- Regular retrieval practice and homework's have been scientifically proven in secondary pupils to increase pupils attainment by a whole grade. So a students consistently using all aspects of Educake until the GCSE, along with other resources will increase GCSE grade.
- Promotes good revision skills as has an inbuilt revision guide.
- Can be accessed any time on any device connected to the internet, so pupils can revise at any point e.g. sat on a bus.
- Has inbuilt algorithm which allows teachers to identify areas to support
- Shows pupils areas to focus revision on and designs quizzes/revision pages to specifically target areas of weakness.

How do you log in to Educake?

1

- Go to www.educake.co.uk in a web browser, like Chrome or Safari
- Click on the "Student Login" button:



- Enter the username and password your teacher gave you
- Usernames are your first name, then the first letter of your last name, then a 4 digit number.
- For example, Brian Pie's username might be brianp0007

2

Student login

Username:

Password:

For security, also enter your last name: ⓘ

>

Subject Specific Highlights



History

- History L6 Thursday = last year 28% of pupils achieved a grade 7 or higher, and 66% (above national average) a 4+
- See History teacher if you need revision materials
- If any parents would like us to contact them personally, they could leave their details with you?

Sociology and Philosophy and Ethics

- Given Revision Guides (at the start in Y10) and should be using these regularly, they also need to bring them to lessons. These include key content; keywords and definitions and a wide range of practice exam questions, with suggested answers.
- Need to attend Lesson 6 (Philosophy and Ethics on Thursday; Sociology on Thursday / Friday).
- Students have access to a wide range of websites and other revision materials – shared by teachers. These will also be put on MS Teams and printed information given to students.

Subject Specific Highlights



Geography

- Lesson 6 every Thursday with a set theme. Timetables are displayed in each geography classroom.
- Revision booklets with all of the case studies in – should be used for knowledge recall.
- A booklet with all of the model answers for paper 3 fieldwork has been issued.
- A guidance sheet on key areas to revise for the PPE has been issued.
- Lesson 6 for all those that did not take part in the Geography fieldwork on Thursday 9th November. This is essential that students attend.

Year 11 Geography PPE

Paper 1: Thursday 26th October 2023 8:30am

This paper will be 1 hour 30 minutes long. It will be made up of the following units of work:

Question 1: The Challenge of Natural Hazards (33 marks)

Question 2: Urban Issues and Challenges (33 marks)

Question 3: Physical Landscapes of the UK – Coasts (15 marks)

To support you with your revision, you can see below the possible content of the **6 and 9 mark** questions on each paper. There will also be lower tariff marks that can be from anything else covered in that unit.

Question 1	Marks	Either	Or
6	9 + 3 spag	Reasons for variations in effects of tropical storms.	Advantages and disadvantages of living in areas at risk of tectonic hazards.
5	9 + 3 spag	Managing Climate Change – mitigation and adaptation.	Causes of climate change and the extent to which humans are to blame.
2	9 + 3 spag	The importance of managing transport for urban sustainability.	The impact of urban sprawl and growth of commuter settlements on the rural-urban fringe.
4	9 + 3 spag	Urban regeneration in the UK and how it can solve urban problems.	The extent of the challenges created by urban growth in an LIC/NEE with a case study.
3	4	Hard engineering.	Formation of a spit.
5	5	Formation of bays, headlands, wave cut platforms, beaches.	Costs and benefits of soft engineering strategies.

Paper 2: Thursday 9th November 2024 8:30am

This paper will be 40 minutes long and will be made up of:

Question 1: Unseen Fieldwork

Question 2: Your Fieldwork

You must know the titles of your fieldwork studies without this the examiner will be unable to determine whether your response is valid.

Physical Geography Fieldwork Enquiry: Longshore drift moves from north to south along the Holderness Coast.

Human Geography Fieldwork Enquiry: Bridlington needs urban regeneration.

To support you with your revision, you can see below the possible content of the **6 and 9 mark** questions on each paper. There will also be lower tariff marks that can be from anything else covered in that unit. You have also been given a booklet with examples of answers to possible questions for both your human and physical fieldwork.

Question 2	Marks	Either	Or
5	9 + 3 spag	How your data presentation techniques helped you to interpret the data.	Assess the suitability of the location chosen for your geographical enquiry.
5	9 + 3 spag	Assess the extent to which the accuracy of your results and reliability of your conclusions could be improved.	To what extent did the data collected allow you to reach valid conclusions?

Skills

Across both papers you may be asked to carry out numeracy style questions.

They could include:

Calculating:

- Mean
- Mode
- Median
- Range
- Percentages
 - Percentage increase and decrease
- Interquartile ranges
- Distance on a map

Completing and interpreting:

- Bar graphs
- Pie charts
- Scatter graphs and lines of best fit
- Line graphs
- Pictograms
- Divided bar charts/stacked bar charts
- Choropleth maps
- Isolines
- Dot maps
- Proportional symbols
- Flow lines
- Grid references



PAPER 3 FIELDWORK WAGOLLS



- In this pack you have example answers for every question that has been asked about your fieldwork so far.
- Sometimes there is more than one question but with only one answer. This is because the questions, although worded differently are asking for the same response.
- It is divided into two sections – human and physical fieldwork – and you have model answers for each question for each piece of fieldwork. Read the possible answers and get an idea for how to answer these questions.
- As well as using this make sure that you read through your fieldwork write up.
- This should be the easiest part of the exam as there are a very limited number of questions that they can ask you.

Name:



GCSE CASE STUDY OVERVIEWS



Tutor2U.net



BBC Bitesize



Time for Geography

Exam Dates:

Friday 17th May: Paper 1: Living with the Physical Environment

Wednesday 5th June: Paper 2: Challenges in the Human Environment

Friday 14th June: Paper 3: Geographical Applications

NAME:

Subject Specific Highlights



Language

- Seneca is a free online resource that prepares pupils for every aspect of the French and Spanish GCSE with exam style questions and vocabulary practice that records pupils' scores and allows pupils to go over work again until they get 100% in the word-based tasks.
- Teachers can set specific tasks to help target pupils' weak areas.
- Parents can also log on to see how their children are progressing.
- The link to join the Y11 class on Seneca is in Teams for all pupils to click on and join.
- Pupils- issued with vocabulary cards that they should be learning every day for ten minutes and they are tested on four of these cards each week in lessons.
- Pupils- wealth of other printed materials including past papers and topic guides.
- Pupils- issued professional revision workbooks that they can write in, and they have started work in these in class but can take them home to complete.
- The key focus this term is starting the written evidence workbook that has just been issued; they have a copy at home to practise in and one at school for the assessments. It is also available on Teams along with lots of other interesting items for revision.
- Pupils will need help at home to learn answers to questions in the target language about these topics and the sooner they start learning their answers the easier it will be. The first speaking Mock Exam will take place in December.

What next?



1. Ensure your child attends school each day
2. Help to ensure they are on time to class
3. Help to ensure they have the right attitude in class
4. Try to ensure they get enough sleep and eat/drink healthily
5. Create a quiet space for them to study
6. Make sure that they have what they need to revise (resources)
7. Ask to see their revision plan
8. Check-in regularly with your child and help test them regularly
9. Communicate with school and support me in my aim to help your child pass!
10. Read the 'Parental Guidance' Booklet
11. Contact/email me if there are any questions..... manderson@winifredholtbyacademy.com

Thank you for your support!

